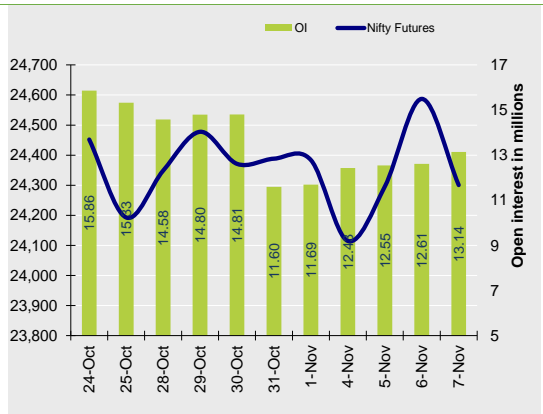


**Nifty Snapshot**

	Close	Prv Cl.	Ab chg	% chg
<b>Spot</b>	24,199.35	24,484.05	-284.70	-1.16
<b>Futures</b>	24,300.50	24,587.10	-286.60	-1.17
<b>OI(ml shr)</b>	13.14	12.61	0.53	4.18
<b>Vol (lots)</b>	266300	343274	-76974	-22.42
<b>COC</b>	101.15	103.05	-1.90	-1.8
<b>PCR-OI</b>	0.90	0.97	-0.07	-6.9

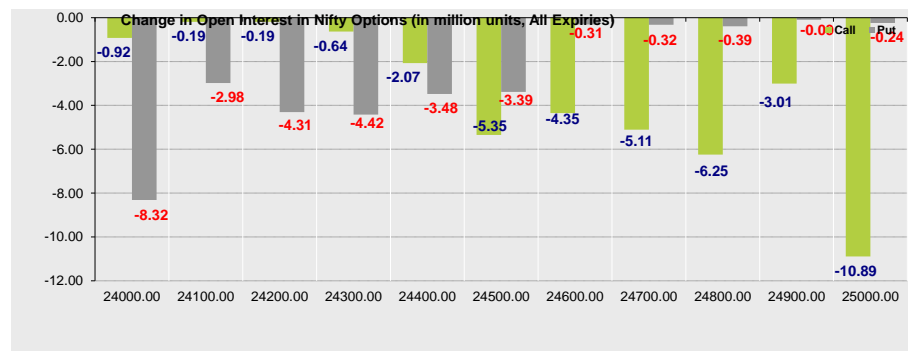
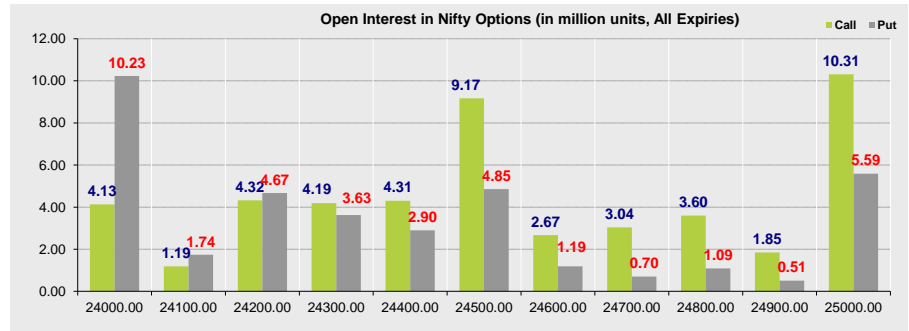
**Nifty Futures Price v/s OI**



**Summary**

- Indian markets closed on a negative note where selling was mainly seen in Metals, Automobiles, Banking Sectors. Nifty Nov Futures closed at 24300.50 (down 286.60 points) at a premium of 101.15 pts to spot.
- Fills were net sellers in Cash to the tune of 4888.77 Cr and were net sellers in index futures to the tune of 1146.43 Cr.
- India VIX increased by 1.05% to close at 14.94 touching an intraday high of 15.52.

**Open Interest in Nifty Options:**



- The above second chart shows previous trading day's change in Nifty options where Liquidation in OI were seen in 24000, 24100, 24200, 24300 strike Puts and at 24600, 24500, 24400, 24300 strike Calls indicating market is likely to remain range bound in the near term.
- Highest OI build-up is seen at 25000 strike Calls and 24000 strike Puts, to the tune of 10.31mn and 10.23mn respectively.

**Outlook on Nifty:**

**Index is likely to open on a flattish note today and is likely to remain range bound during the day.**

**Institutional Activity in previous trading session**

(in Rs cr.)	Buy	Sell	Net
Index Futures	2306.56	3452.99	-1146.43
Index Options	2925239.25	2951555.87	-26316.62
Stock Futures	21269.92	28463.89	-7193.97
Stock Options	51688.33	54088.71	-2400.38
FII Cash	11,736.07	16,624.84	-4,888.77
DII Cash	11,374.43	9,587.73	1,786.70

**Net Fill Activity (in Rs cr.)**

Date	Idx Fut	Stk Fut	Idx Opt	Cash
7-Nov	-1146.4	-7194.0	-26316.6	-4889
6-Nov	-482.4	-904.1	9337.2	-4446
5-Nov	812.3	2831.1	41965.6	-2569
4-Nov	-580.4	-1417.4	-1851.0	-4330
1-Nov	95.5	-183.8	-519.1	-212
31-Oct	-1989.5	355.8	69838.8	-5813

**Technical Pivot (Intraday):**

	S2	S1	PIVOT	R1	R2
NIFTY	24095	24200	24385	24485	24670
BANKNIFTY	51695	51945	52290	52540	52885

(Price is in Rs; OI is in million units; Price chg and OI chg are in percentage) **NB RESEARCH**

**Fresh Longs seen in:**

Scrip	Price	Price chg	OI	OI Chg
APOLLOHOSP	7463.7	6.6	2.2	17.0
DIVISLAB	5992.6	0.0	3.6	12.7
PIIND	4715.8	1.7	1.1	10.5

**Fresh Shorts seen in:**

Scrip	Price	Price chg	OI	OI Chg
HINDALCO	651.2	-8.5	53.0	25.7
GRANULES	573.0	-1.3	20.2	21.8
ABBOTINDIA	28351.6	-3.2	0.1	13.9

**Short Covering seen in:**

Scrip	Price	Price chg	OI	OI Chg
TCS	4160.8	0.2	14.1	-7.9
GUJGASLTD	542.6	2.5	7.5	-4.5
HAL	4442.8	0.8	12.3	-3.0

**Long Unwinding seen in:**

Scrip	Price	Price chg	OI	OI Chg
PERSISTENT	5746.8	-0.1	1.5	-6.8
ALKEM	5717.7	-2.4	1.8	-5.8
EICHERMOT	4891.4	-1.1	4.0	-5.2

NIFTY50 Options OI (CE OI = Resistance) (PE OI = Support)			
Symbol	Highest CE OI	Highest PE OI	CMP
ADANIAPORTS	1400	1300	1358
ADANIENT	3100	3000	2978
ASIANPAINT	3000	2800	2850
AXISBANK	1200	1200	1165
BAJAJ-AUTO	11000	9500	9903
BAJAJFINSV	1800	1700	1735
BAJFINANCE	7000	7000	6935
BHARTIARTL	1620	1600	1582
BPCL	320	300	317
BRITANNIA	6000	5200	5714
CIPLA	1600	1500	1581
COALINDIA	484.25	484.25	437
DIVISLAB	6000	5000	5993
DRREDDY	1300	1200	1289
EICHERMOT	5000	4800	4891
GRASIM	2700	2500	2571
HCLTECH	1820	1800	1836
HDFCBANK	1800	1700	1753
HDFCLIFE	730	710	713
HEROMOTOCO	5000	5000	4817
HINDALCO	700	600	651
HINDUNILVR	2600	2400	2486
ICICIBANK	1300	1200	1286
ITC	500	480	480
INDUSINDBK	1200	1000	1062

NIFTY50 Options OI (CE OI = Resistance) ( PE OI = Support)			
Symbol	Highest CE OI	Highest PE OI	CMP
INFY	1800	1800	1807
IOC	150	145	145
JSWSTEEL	1070	1000	995
KOTAKBANK	1800	1760	1756
LT	3700	3600	3655
LTIM	6500	5500	5896
M&M	3000	2800	2905
MARUTI	12000	11000	11306
NESTLEIND	2400	2400	2266
NTPC	420	400	406
ONGC	275	300	265
POWERGRID	330	310	309
RELIANCE	1400	1300	1313
SBILIFE	1640	1600	1598
SBIN	900	800	864
SUNPHARMA	1900	1800	1796
TATACONSUM	1100	950	990
TATAMOTORS	900	800	822
TATASTEEL	155	150	152
TCS	4200	4000	4161
TECHM	1800	1600	1658
TITAN	3300	3000	3137
ULTRACEMCO	11500	11000	11108
UPL	600	550	570
WIPRO	600	500	565

**OI against MWPL**

Symbol	MWPL	Open Interest	Limit for next day	% OI
GRANULES	29633038	31391000	Ban	106%
ABFRL	94669741	96779800	Ban	102%
MANAPPURAM	109616743	100491000	3644905	92%
SAIL	289139949	241180000	33502951	83%
HINDCOPPER	65482129	54499900	7708122	83%
BANDHANBNK	193371053	153832000	29870500	80%
ABCAPITAL	162060517	124659000	29298491	77%
CANBK	672420574	501349500	137450045	75%
CHAMBLFERT	31728204	22959600	7182193	72%
LTF	168032565	121411020	38219916	72%
EXIDEIND	91809066	63343800	23874812	69%
GMRINFRA	716538553	492615000	188096625	69%
GNFC	17249403	11822200	4564732	69%
BSOFT	32673011	22305000	8734360	68%
NATIONALUM	178967755	120630000	49389367	67%
LICHSGFIN	60244101	40537000	16694895	67%
BANKBARODA	372635498	248206725	105796998	67%
PNB	687763516	457624000	195751340	67%
RBLBANK	121536448	80825000	34634625	67%
INDUSINDBK	120164716	79024000	35132480	66%
BATAINDIA	12812405	8386125	3785659	65%
BIOCON	93926056	61232500	27997253	65%
PVRINOX	14239644	8985339	4542322	63%
NMDC	229794455	144292500	74012232	63%
PEL	24029984	14994000	7834484	62%
AARTIIND	41610105	25746000	13783599	62%
IRCTC	60165566	36958250	20199037	61%
BHEL	256482590	156426375	87232085	61%
ADANIANT	57246033	34260000	20123731	60%
SBICARD	59726572	35716800	21023443	60%
CONCOR	55081874	31202000	21125780	57%
DIXON	8031387	4364100	3265717	54%
IDEA	8405889130	4429920000	3555674673	53%

**OI against MWPL**

Symbol	MWPL	Open Interest	Limit for next day	% OI
HAL	37934515	19759200	16278589	52%
DLF	128335464	66655050	55263640	52%
VEDL	339831292	175983350	146856377	52%
CUB	148134380	76280000	64447661	51%
ACC	16266067	8232300	7220463	51%
INDUSTOWER	247893065	124890500	110607911	50%
IEX	177847885	88773750	80181740	50%

**Derivative Recommendations:**

Stock Name	Call (Buy/Sell)	Entry price	Targets	Stop Loss	Duration	Status
HINDUNILVR FUT	Sell	2486.7	2380	2542	1-2 Days	Open

**FROM THE EQUITY DERIVATIVE DESK:**

**NIRAV HARISH CHHEDA**  
AVP - DERIVATIVES AND TECHNICAL RESEARCH  
E-Mail: [nirav.chheda@nirmalbang.com](mailto:nirav.chheda@nirmalbang.com)  
Tel no: 6273-8199/8000

**AMIT BHUPTANI**  
SNR.DERIVATIVES AND TECHNICAL RESEARCH ANALYST  
E-Mail: [amit.bhuptani@nirmalbang.com](mailto:amit.bhuptani@nirmalbang.com)  
Tel no: 6273-8242/8000

**DISCLOSURES**

Research Reports that are published by Nirmal Bang Securities Private Limited (hereinafter referred to as "NBSPL") are for private circulation only. NBSPL is a registered Research Analyst under SEBI (Research Analyst) Regulations, 2014 having Registration no. INH000001766. NBSPL is also a registered Stock Broker with National Stock Exchange of India Limited, BSE Limited, Metropolitan Stock Exchange of India Limited, Multi Commodity Exchange of India Limited, National Commodity and Derivative Exchange Limited and Indian Commodity Exchange Limited in cash and Equity and Commodities derivatives segments.

NBSPL has other business divisions with independent research teams separated by Chinese walls, and therefore may, at times, have different or contrary views on stocks and markets.

NBSPL or its associates have not been debarred / suspended by SEBI or any other regulatory authority for accessing / dealing in securities Market. NBSPL, its associates or analyst or his relatives do not hold any financial interest (Except Investment) in the subject company. NBSPL or its associates or Analyst do not have any conflict or material conflict of interest at the time of publication of the research report with the subject company. NBSPL or its associates or Analyst or his relatives may or may not hold beneficial ownership of 1% or more in the subject company at the end of the month immediately preceding the date of publication of this research report.

NBSPL or its associates / analyst has not received any compensation / managed or co-managed public offering of securities of the company covered by Analyst during the past twelve months. NBSPL or its associates have not received any compensation or other benefits from the company covered by Analyst or third party in connection with the research report. Analyst has not served as an officer, director or employee of Subject Company. NBSPL / analyst has not been engaged in market making activity of the subject company.

Analyst Certification: The research analysts and authors of these reports, hereby certify that the views expressed in this research report accurately reflects my/our personal views about the subject securities, issuers, products, sectors or industries. It is also certified that no part of the compensation of the analyst(s) was, is, or will be directly or indirectly related to the inclusion of specific recommendations or views in this research. The analyst(s) principally responsible for the preparation of this research report and has taken reasonable care to achieve and maintain independence and objectivity in making any recommendations.

**DISCLAIMER**

This report is for the personal information of the authorized recipient and does not construe to be any investment, legal or taxation advice to you. NBSPL is not soliciting any action based upon it. Nothing in this research shall be construed as a solicitation to buy or sell any security or product, or to engage in or refrain from engaging in any such transaction. In preparing this research, we did not take into account the investment objectives, financial situation and particular needs of the reader.

This research has been prepared for the general use of the clients of NBSPL and must not be copied, either in whole or in part, or distributed or redistributed to any other person in any form. If you are not the intended recipient you must not use or disclose the information in this research in any way. Though disseminated to all the customers simultaneously, not all customers may receive this report at the same time. NBSPL will not treat recipients as customers by virtue of their receiving this report. This report is not directed or intended for distribution to or use by any person or entity resident in a state, country or any jurisdiction, where such distribution, publication, availability or use would be contrary to law, regulation or which would subject NBSPL & its group companies to registration or licensing requirements within such jurisdictions.

The report is based on the information obtained from sources believed to be reliable, but we do not make any representation or warranty that it is accurate, complete or up-to-date and it should not be relied upon as such. We accept no obligation to correct or update the information or opinions in it. NBSPL or any of its affiliates or employees shall not be in any way responsible for any loss or damage that may arise to any person from any inadvertent error in the information contained in this report. NBSPL or any of its affiliates or employees do not provide, at any time, any express or implied warranty of any kind, regarding any matter pertaining to this report, including without limitation the implied warranties of merchantability, fitness for a particular purpose, and non-infringement. The recipients of this report should rely on their own investigations.

This information is subject to change without any prior notice. NBSPL reserves its absolute discretion and right to make or refrain from making modifications and alterations to this statement from time to time. Nevertheless, NBSPL is committed to providing independent and transparent recommendations to its clients, and would be happy to provide information in response to specific client queries.

Before making an investment decision on the basis of this research, the reader needs to consider, with or without the assistance of an adviser, whether the advice is appropriate in light of their particular investment needs, objectives and financial circumstances. There are risks involved in securities trading. The price of securities can and does fluctuate, and an individual security may even become valueless. International investors are reminded of the additional risks inherent in international investments, such as currency fluctuations and international stock market or economic conditions, which may adversely affect the value of the investment. Opinions expressed are subject to change without any notice. Neither the company nor the director or the employees of NBSPL accept any liability whatsoever for any direct, indirect, consequential or other loss arising from any use of this research and/or further communication in relation to this research. Here it may be noted that neither NBSPL, nor its directors, employees, agents or representatives shall be liable for any damages whether direct or indirect, incidental, special or consequential including lost revenue or lost profit that may arise from or in connection with the use of the information contained in this report.

Copyright of this document vests exclusively with NBSPL. Our reports are also available on our website [www.nirmalbang.com](http://www.nirmalbang.com)